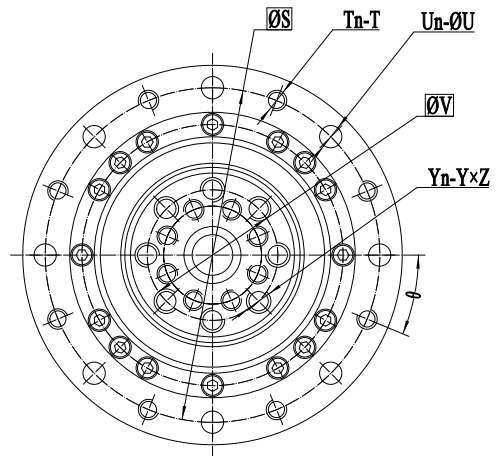
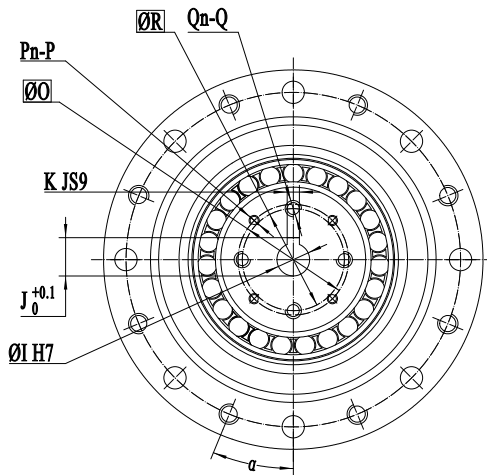
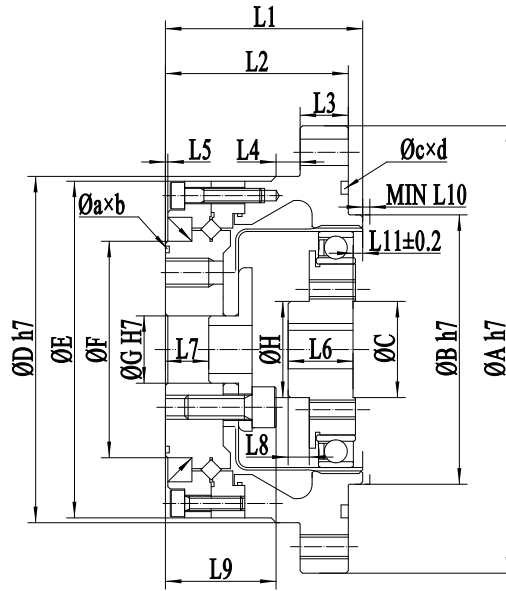


RCSG Series of Harmonic reducer

RCSG-I series drawings



RCSG Series of Harmonic reducer

RCSG-I Parameter Table

code \ model	14	17	20	25	32	40	45
ØA h7	73	79	93	107	138	160	180
ØB h7	38	48	56	67	90	110	124
ØC	22.5	27	30	40	54.5	60	75
ØD h7	56	63	72	86	113	127	148
ØE	55	62	70	85	112	126	147
ØF	31	38	45	58	78	90	107
ØG h7	11	10	14	20	26	32	32
ØH	14	16	20	22	30	32	38
ØI h7	6	8	8	14	14	14	19
J	7	9.4	9.4	16.3	16.3	16.3	21.8
K JS9	2JS9	3JS9	3JS9	5JS9	5JS9	5JS9	6JS9
ØO	19	23	27	35	38	-	-
Pn	4	4	4	4	4	-	-
P	M2	M2	M2.5	M2.5	M3	-	-
Qn	2	2	4	4	4	4	4
Q	M4	M4	M4	M5	M5	M5	M5
ØR	18	22	25	32	36	50	60
ØS	65	71	82	96	125	144	164
Tn	8	8	8	10	12	10	12
T	M4	M4	M5	M5	M6	M8	M8
Un	8	8	8	10	12	10	10
ØU	4.5	4.5	5.5	5.5	6.6	9	9
ØV	23	27	32	42	55	68	82
Yn	6	6	8	8	8	8	8
Y	M4	M5	M6	M8	M10	M10	M12
Z	12.5	12.5	12	15	18	16	18
L1	36	39	41	49	60	70.5	78
L2	34	37	38	46	57	66.5	74
L3	7	8	10	10	12	16	16
L4	3.5	4	5	5	5	5	6
L5	0.5	0.5	0.5	0.5	1	1.5	1
L6	10	12.5	13.5	14.5	16	20	20.4
L7	9.4	9.5	9	12	15	20.5	21
L8	1.8	4.7	4.7	5.5	3	4	4
L9	21.4	23.5	23	29	35.2	39.5	45.5
MIN L10	2	2	2	2	2.5	2.5	3
L11±0.2	0.5±0.2	1.2±0.2	2±0.2	3.1±0.2	3±0.2	3.6±0.2	5.2±0.2
Øa	28.5	34	40	52	69	85	-
b	0.6	0.8	1	1	1.5	1.5	-
Øc	50	55	64	79	104	142	152
d	1.5	1.5	1.5	2	2	2	2
α°	22.5	22.5	22.5	18	15	18	18